

# The Best Bulk Fill is BioACTIVE

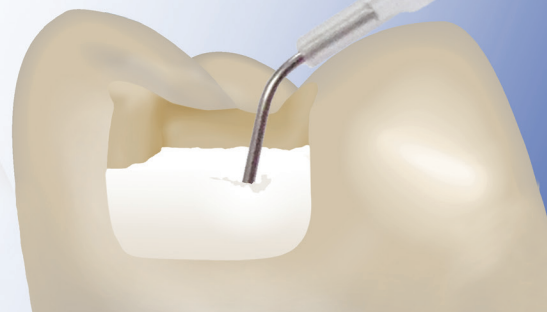
**ACTIVA™**  
**BioACTIVE-RESTORATIVE™**

High Strength BioACTIVE Composite  
Dual Cure

- Fast, simplified syringe technique
- Eliminates voids and bubbles
- Tough, strong, wear resistant
- Penetrates, seals, adapts to tooth
- No layering or condensing

*The closest thing to natural teeth*

  
**PULPDENT®**  
DENTAL INNOVATION SINCE 1947



# BioACTIVE Bulk Fill – The ACTIVA™ Advantage

## Syringe Technique Saves Time, Eliminates Voids

ACTIVA flows where you want it, molds to the form of the matrix, adapts to the tooth preparation, back fills the cavity, and eliminates voids common with heavy body, condensible materials. Restoration is complete in minutes.

## The ACTIVA BioACTIVE Difference

Release and recharge of significant calcium, phosphate and fluoride stimulates remineralization, strengthens teeth, and forms ionic bonds that seal and protect against microleakage and secondary caries. No more brown lines.

## Dual Cure

Light cure and self-cure capability ensures complete depth of cure. Light cure only composites are at risk of incomplete curing in bulk fill applications.

## High Strength, Toughness, Fracture Resistance

ACTIVA is tougher than all other direct restorative materials. Patented rubberized-resin component resists wear, fracture and chipping. Compressive strength compares to composites.

## Intimate Adaptation to Tooth

Clinicians report that Activa appears to melt into the tooth. This differentiates ACTIVA from traditional composites, which are hydrophobic and repelled by the tooth, compromising the seal and creating gaps.

## Reduces Shrinkage

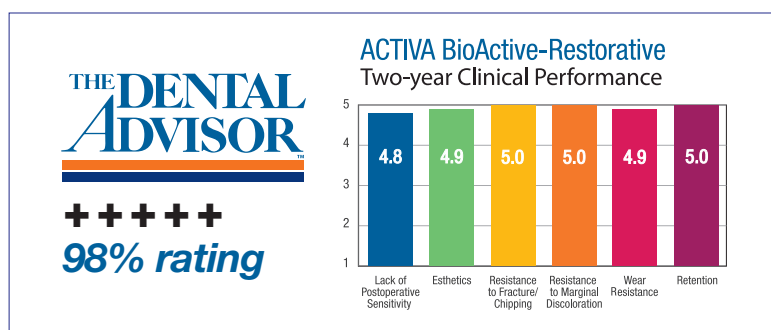
Allowing ACTIVA to self-cure at least 20-30 seconds before light curing reduces polymerization stresses and exothermic reaction. Low shrinkage (1.7%) and intimate adaptation to tooth structure eliminates marginal gaps.

## Reduces Sensitivity

ACTIVA's self-cure capability eliminates sensitivity caused by unpolymerized resin and reduces heat generation. Light cure only composites are at risk in both these areas.

## Clinically Proven

Four years of successful restorations and highly acclaimed in independent testing, ACTIVA received a 5 plus (+++++) 98% performance rating from The Dental Advisor.



*Revolutionary* – **Dr. Howard Glazer**

*Easy and Reliable. Unique and special.*

– **Dr. John Comisi**

*Unique and unprecedented.*

– **Croll TP, Berg JH, Donly KJ**

*Outstanding results!* – **Dr. Mark Cannon**

*Activa is one of the best materials to hit the market in years.* – **Dr. Josh Wren**

*Totally cool and utterly awesome . . . a restorative dentistry game-changing advancement.* – **Dr. Ted Croll**

# ACTIVA™ Bulk Fill Syringe Technique

ACTIVA BioACTIVE-RESTORATIVE and ACTIVA Kids are heavy viscosity dual cure flowable composites.

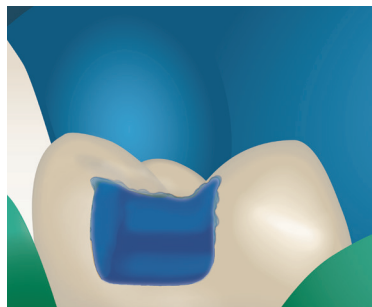
- Faster simplified syringe technique
- Prevents air bubbles and voids
- Intimate adaptation and seal
- Denser fill than conventional methods

## Clinical Technique/Helpful Hints

- Place mix tip in contact with the floor of the cavity. Dispense a thin insulating layer of material, massage into dentin for 20 seconds, and light cure. Continue dispensing and allow material to back fill the cavity while always keeping the tip submerged in the material to eliminate voids. Sheering action of the mix tip eliminates air bubbles.
- Initial self-curing phase promotes bioactivity and mitigates heat and polymerization stresses. Final light curing produces greater conversion of double bonds, a more complete cure, and enhanced physical properties.



1. Remove infected dentin. Apply pulp protection, if indicated.



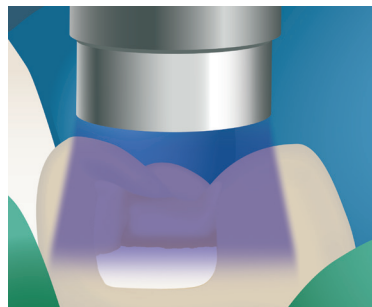
2. Etch 10 seconds, rinse and dry, but do not desiccate the tooth.



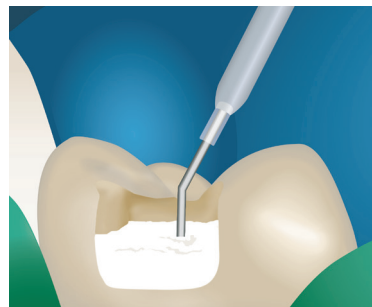
3. Apply a bonding agent.



4. Place mix tip against the floor of the cavity. Flow ACTIVA ahead of tip.



5. Place a thin insulating layer of ACTIVA, massage into dentin for 20 seconds, and light cure before bulk filling.



6. Maintain contact with the floor. Move tip around the box and allow ACTIVA to back fill the cavity prep.



7. Keep tip submerged in the material at all times to avoid air bubbles.



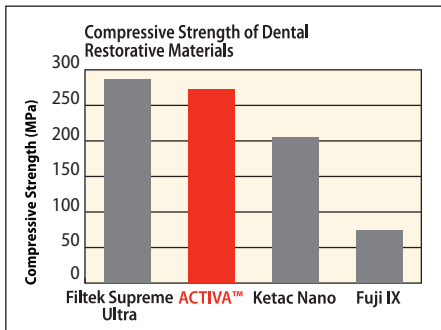
8. Allow ACTIVA to self-cure at least 20-30 seconds before light curing. Self-cure setting time is 2-3 minutes.



9. Adjust occlusion, finish and polish.

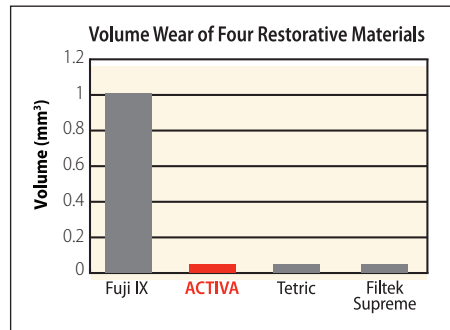
# Tough, Strong, Wear Resistant

University testing shows that the compressive strength and wear resistance of ACTIVA is comparable to leading composites. The toughness and fracture resistance of ACTIVA, measured by deflection at break, is far superior to the leading composites, glass ionomers and RMGIs.

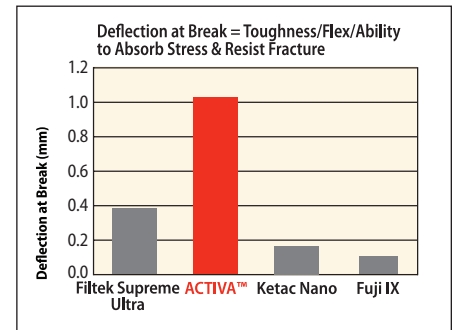


Filtek = Composite; ACTIVA = Bioactive Restorative; Ketac Nano = RMGI; Fuji IX = Glass Ionomer  
Source: University testing<sup>17</sup>

Filtek, Ketac, Fuji and Tetric are not trademarks of Pulpdent Corporation.



Fuji IX = Glass Ionomer; ACTIVA = Bioactive Restorative; Tetric = Composite; Filtek Supreme = Composite  
Source: University testing<sup>27</sup>



Filtek = Composite; ACTIVA = Bioactive Restorative; Ketac Nano = RMGI; Fuji IX = GI  
Source: University testing<sup>5,17</sup>

## References

5. Deflection at break of restorative materials. Chao W, et al. J Dent Res 94 (Spec Iss A) 2375, 2015 (www.iadr.org).
17. Comparison of Mechanical Properties of Dental Restorative Material. Ginn V, et al. J Dent Res 93 (Spec Iss A) 1163, 2014 (www.iadr.org).
27. Wear of a calcium, phosphate and fluoride releasing restorative material. Bansal R, et al. J Dent Res 94 (Spec Iss A) 3797, 2015 (www.iadr.org).

### ACTIVA BioACTIVE-RESTORATIVE

Available in A1, A2, A3 and A3.5 shade

### ACTIVA Kids

An opaque white shade ideally suited for pediatric dentistry

### Packaging Options:

Starter Kit – 1 x 5mL/8 gm syringe + dispenser + 20 mix tips  
Single Refill – 1 x 5mL/8 gm syringe + 20 mix tips  
Value Refill – 2 x 5mL/8 gm syringes + 40 mix tips  
Mix tips with bendable 20-gauge metal cannula also available separately.



pulpdent.com/bulkfill



© 2018 PULPDENT Corporation. All rights reserved.

XF-VBF3  
REV: 6/2018

PULPDENT® Corporation • 80 Oakland Street • Watertown, MA 02472 • USA  
T (800) 343-4342 • T (617) 926-6666 • F (617) 926-6262 • sales@pulpdent.com • www.pulpdent.com